

iOS App Overview



App Summary



The IRACentral iOS app is a mobile phone app that runs on the iOS platform for the iPhone and iPad.

The app allows you to login to your account and complete many of the same tasks that you perform on the IRACentral.com account login.



Feature Summary



Feature	iOS	Website
Notifications ¹	✓	✗
Account Summary	✓	✓
DOI	✓	✓
Transaction History	✓	✓
Related Accounts	✓	✓
Invoices	✓	✓
Documents	✓	✓
Profile Settings	✓	✓
Support Ticket ²	✓	-
Jobs	✗	✓
Document Upload	✗	✓
Bill Pay	✗	✓

✗ Not Available

✓ Available

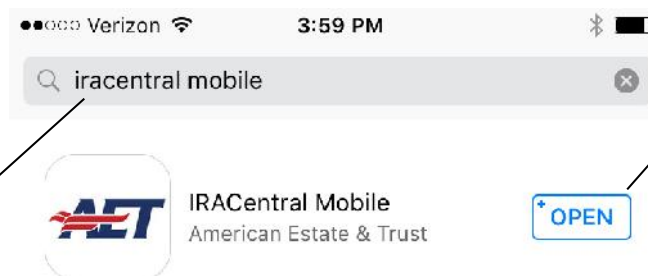
1. All users currently receive email event notifications. Notifications are not stored or visible on the IRACentral website.
2. IRACentral website users can initiate a chat session. Website users do not have a direct support ticketing function.

Downloading The App

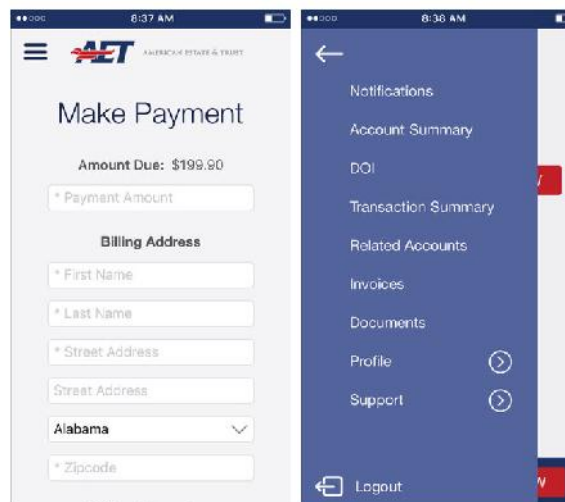


The app can be accessed from your device by going to the App Store.

You can search for “iracentral mobile” to find the app in the store.



Click the “Open” icon to start the app download



Login Screen

Enter same user name and password that you use on website

Verizon 9:01 AM

AET
AMERICAN ESTATE & TRUST

Welcome

Username

Password

LOGIN

< > Username Done

q w e r t y u i o p
a s d f g h j k l
↑ z x c v b n m ↵
123 😊 🎤 space return

Account Summary Screen

This is the menu icon. Tap on the ICON in order to see other functions

This summary screen lists all assets held and their values along with total asset value and cash on hand

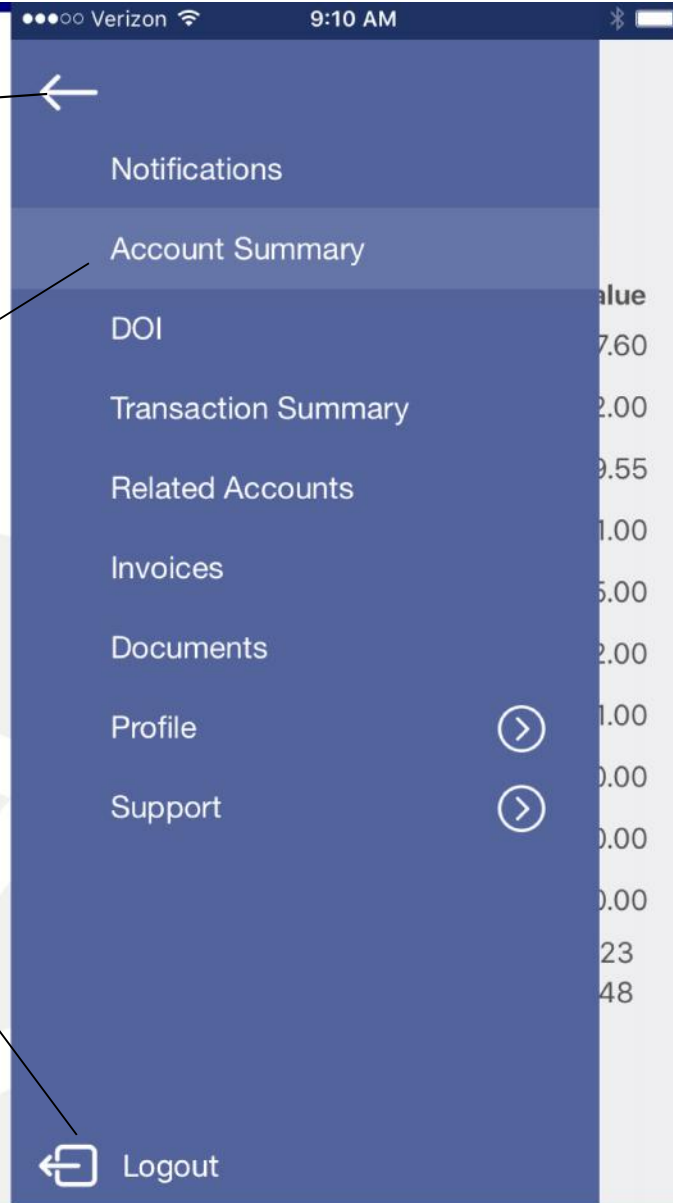
Description	Value
US Silver Eagles	\$4,667.60
Asset 9999 % 6 Mo	\$32.00
Bitcoin: BitGo Wallet	\$549.55
AET Hi Yield 5%, 6 Mo	\$1.00
US Silver Eagles	\$8,335.00
Asset 77777 % 6 Mo	\$2.00
test	\$1.00
MS Loan	\$0.00
MS Loan #2 - \$3000.00	\$2,800.00
Asset 456	\$0.00
Total Assets :	\$181,007.23
Cash on hand:	\$164,720.48

Menu Panel

Tap on Back Arrow icon to close menu and return to the last screen

Tap on any menu item to display that screen

Tap on the Logout ICON to logout of the application



Direction Of Investment (DOI)

Tap on Create DOI button in order to create a new DOI

List of DOIs in your account. Tap on any item to view the detail

Description	Date	Status
Gut Buster	2016-11-28	Cancelled
e Test	2016-11-28	Cancelled
test doi 1	2016-11-28	Cancelled
test	2016-11-15	Cancelled
mobile iOS doi test	2016-11-13	Cancelled
test	2016-11-10	Cancelled
Loan to Joe	2016-11-09	Completed
test doi	2016-11-06	Cancelled
test	2016-11-06	Cancelled
test	2016-11-04	Cancelled

Create a New DOI

Fill in the relevant fields for the DOI

Verizon 9:22 AM

AET AMERICAN ESTATE & TRUST

Create DOI

Direction Details

Vendor

* Amount

* Description

Funding Instructions

Wire

* Instructions

USPS

Shipping Information

* Handling Notes

* denotes required fields

SUBMIT DIRECTIONS

Submit and save the DOI

Attach Images or Photo of Documents

Upload Documents

Upload From Camera

Click on the 'Upload From Camera' button to load a current camera image or create a new camera image for a DOI related document.

UPLOAD FROM CAMERA

Click Upload From Camera button

Upload Documents

Image attached

Pick image source

Take Photo

Use Existing Photo

Cancel

DOI Detail

2016-12-07

VIEW 1 DOCUMENT

Vendor: Test Vendor

Amount: \$5,555.00

Description: Vendor Bill

Funding Method: Wire

Instructions: be careful

Ca SPSPS

Ha email

Status:

Notes:

Edit DOI or add images or exit

EDIT

UPLOAD PHOTO

BACK

Transaction History

Cash available for investing and cash on hand balance

Transaction details. The records will scroll up and by holding your finger on the screen and sliding it up and down

Verizon 9:26 AM

Transaction Summary

Cash Available For Investing
\$164,295.38

Cash Balance
\$164,720.48

Description	Value
Avg Daily Balance	\$13.72
\$164610.44 Interest Applied	
1% -11-30	
Investment/Dividend income, 456	\$100.00
2016-11-30	
Balance Forward: 11-2016	\$164,706.76
2016-11-30	
Loan to Joe Blow Cash, LLC test	-\$1.00
2016-11-10	

Related Accounts

View and related account. You can tap on a given account to view the detail

Account Number	Asset Value
122 938 938	\$22.33
1977710	\$0.00
456 2653073	\$0.00
123 5576033	\$0.00

Invoices

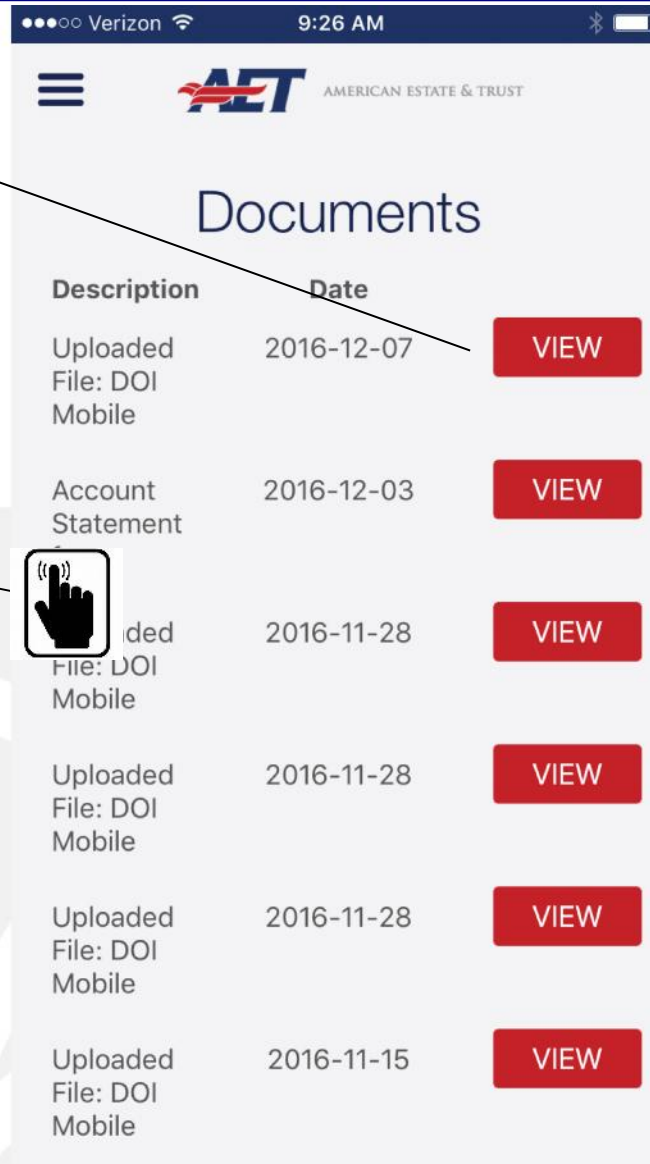
Tap on a item. If there is a open balance, you will be able to pay via credit card

Invoice #	Total	Status
75857	\$1.00	Paid
75858	\$1.00	Paid

Documents

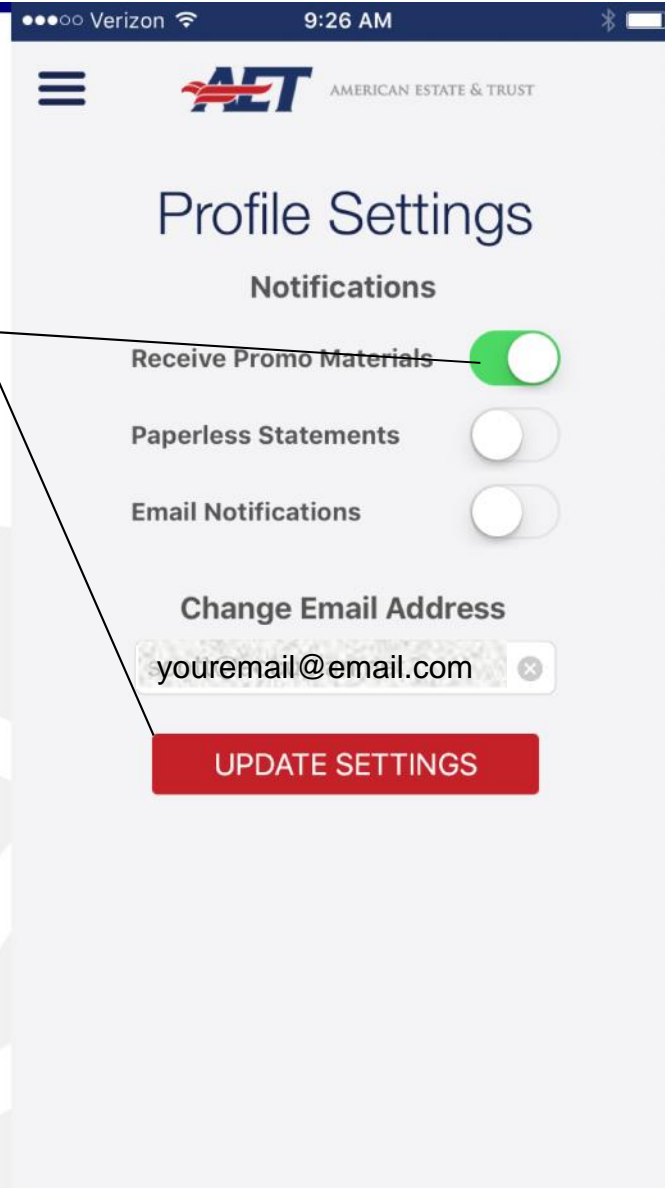
View account statements and other documents by tapping the View button

You can scroll the list by holding your finger on the screen and moving up and down

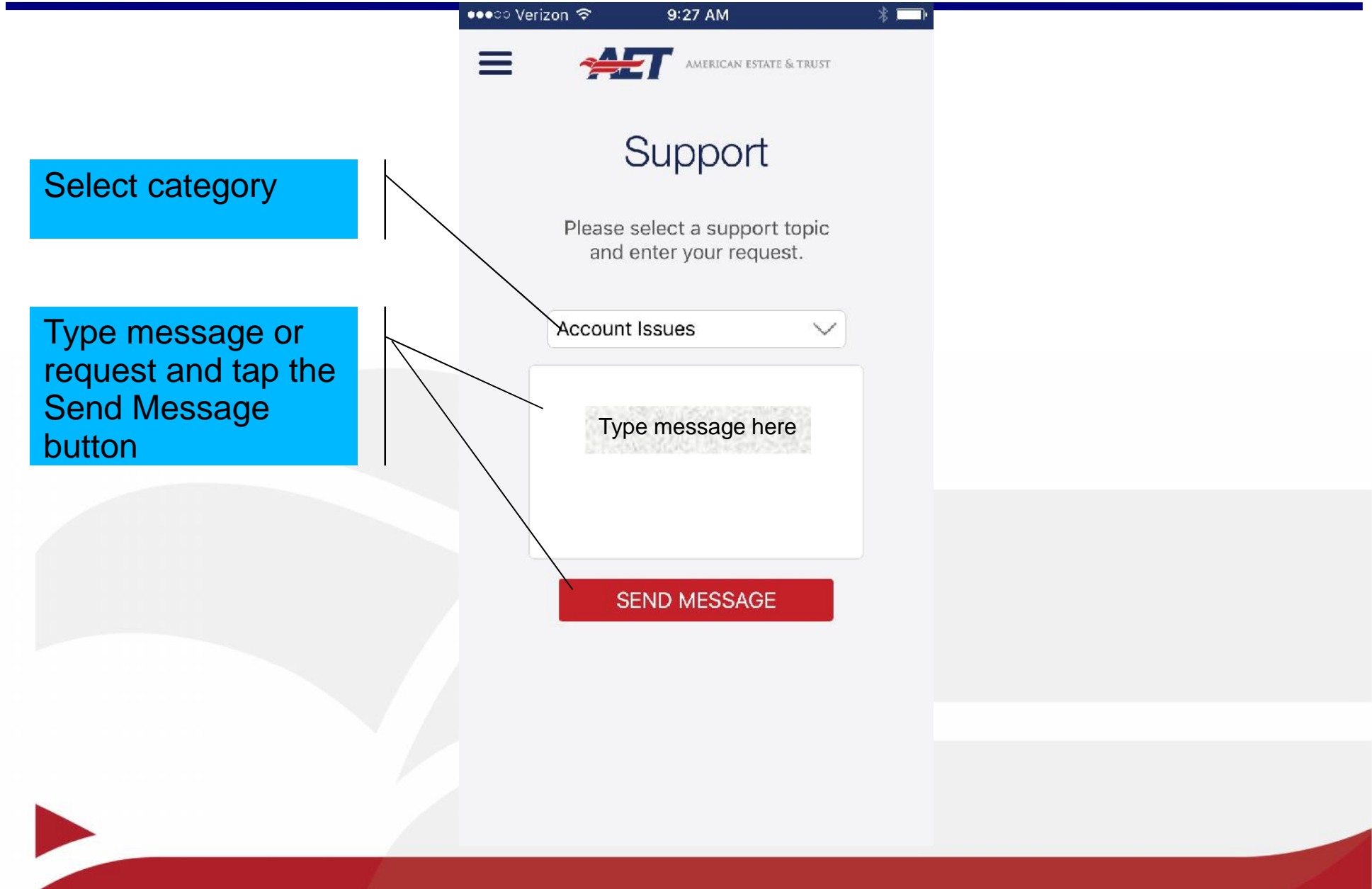


Profile Settings

Turn settings on or off and tap the Update Settings button



Send a Support Request



The screenshot shows a mobile app interface for sending a support request. At the top, the status bar shows 'Verizon' and '9:27 AM'. The app header includes a hamburger menu icon, the AET logo, and 'AMERICAN ESTATE & TRUST'. The main heading is 'Support', followed by the instruction 'Please select a support topic and enter your request.' Below this is a dropdown menu currently set to 'Account Issues'. A text input field contains the placeholder 'Type message here'. At the bottom is a red button labeled 'SEND MESSAGE'. Two blue callout boxes on the left provide instructions: 'Select category' points to the dropdown menu, and 'Type message or request and tap the Send Message button' points to the text input field and the 'SEND MESSAGE' button.